

Order list for exterior cladding with negative detail on aluminium rails **XpressClad**

Remarks:

- This order sheet needs to be used in conjunction with the PBS XpressClad Installation Guide and QA check sheet.
- Return the order sheet to your merchant to be processed and delivered.
- Always check lead times and deliveries with your merchant.

FOR MERCHANT USE ONLY
Name merchant:
Contact person:
Phone number:
Order number:
To be delivered to:
Delivery date:

Orders will only be processed when accompanied by a valid merchant order confirming value of the order

Fax to PBS at 09 477 09 61


- 1) The cladding sheet is either **(a)** sheet with a **site applied finish:** choose **eterpan**
(b) pre-finished sheet: choose **europan**



(a) eterpan : Fibre cement sheets to be painted on site

Eterpan Refined 9mm	Size	Unit	<i>Enter quantity required</i>
PBS0240/1	2400x1190	Each	
PBS0241/1	2700x1190	Each	
PBS0242/1	3000x1190	Each	

(b) european : Pre-finished compressed fibre cement sheets. Refer to the European Order list to order these products.

- Remarks:
- EUROSPAN Sheets for exterior cladding are 8 mm thick
 - Refer to the PBS Colours and Textures Brochure to confirm colour code for the colour required
 - EUROSPAN Sheets have to be cut preferably in our factory. Consult PBS for more information.
 - Lead times of 12 to 16 weeks apply and minimum quantities may be required. Please consult with PBS Distributors.

2) There are 3 fixing methods available. Please choose the fixing method on aluminium rails  depending on the cladding sheet.




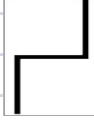

<i>Fixing method</i>		
Structural adhesive	✓	✓
Flushed mechanical fixing	✗	✓
Featured mechanical fixing	✓	✓

Preferred Option




Note:

- This system is installed over building paper or rigid air barrier. Please refer to ‘Eterpan BASE as Rigid Air Barrier’ for details, installation guide and order list.
- Window sill flashing tape needs to be applied after XpressClad horizontal rails have been installed.



XpressClad: Aluminium Rail System

PBS Code	Dwg Ref.*	Description	Unit	Enter quantity required
PBS0589	XHR	XP Horizontal Runner XHR 3600mm long	Each	
		Has no fixing holes. Used on all horizontal joints between sheets.		
PBS0572	XVR	XP Vertical Runner XVR	Each	
		Has pre-punched fixing holes at 250mm centres. Installed at every vertical joint behind sheets.		
PBS0574	XPF	XP Pocket Filler XPF 3000 mm long	Each	
		Vertical joint closing profile. Order in same quantities as XVR.		
PBS0573	XZR	XP Z Closer XZR 3000 mm long	Each	
		Has pre-punched fixing and venting holes at 250mm centres. Installed behind the sheets (not at joints) behind the middle of the panels wider than 600mm. Also as horizontal support of the sheet at top and bottom of the cladding and at windows. Has pre-punched fixing holes.		
PBS0460	7.6	Aluminium angle 50 x 50 x 2400 lng	Each	
PBS0524		Aluminium angle 50 x 50 X 3000 lng	Each	
	XC.RB.AF.3.4.08	Required at internal/external corners when corners are not 90°, for 3-piece corners and at detail with top plate (connection with soffit)		

pbs
XpressClad : Aluminium Rail System

PBS Code	Dwg Ref.*	Description	Unit	Enter quantity required
PBS0579	XHRWI	XP XHR Welded Int Cnr 90deg 298x298	Each	
PBS0562	XHRWIS	XC XHR welded int cnr special angle 298x298	Each	
		Corner piece for horizontal XHRP+XHRS at external corner.		
PBS0588	XHRWE	XP XHR Welded Ext Cnr 90 deg 298x298	Each	
PBS0564	XHRWES	XP XHR welded ext cnr special angle 298x298	Each	
		Corner piece for horizontal XHRP+XHRS at internal corner.		
PBS0577	XIC	XP Internal Corner XIC 3000 mm long	Each	
		To form a vertical expressed joint at internal corner.		
PBS0578	XEC	XP External Corner XEC 3000 mm long	Each	
		To form a vertical expressed joint at external corner.		
PBS0576	XSE	XP Stop End XSE	Each	
		Stop end for the horizontal profile, when horizontal is intersected by the vertical or where the horizontal terminates.		
PBS0586		SS 10gx40mm T17 pan hd screw, Jar of 500	Jar	
		For fixing all Aluminium rail into timber framing.		

XpressClad : Aluminium Rail System

PBS Code	Dwg Ref.*	Description	Unit	<i>Enter quantity required</i>
PBS0575	XSF	XP Soaker Flashing XSF	Each	
		<i>Covers expansion gaps where XHR joins. Glue to one side only.</i>		
PBS0559		XpressClad XZR mesh soaker	Each	
		<i>Piece to be glued where horizontal and vertical profile meet at XZR (for vermin proofing)</i>		
PBS0469		'H' Packer 1.5mm pkt of 10	Pkt	
PBS0470		'H' Packer 2.0mm pkt of 10	Pkt	
PBS0471		'H' Packer 3.0mm pkt of 10	Pkt	
PBS0473		'H' Packer 5.0mm pkt of 10	Pkt	
PBS0474		'H' Packer 6.0mm pkt of 10	Pkt	
PBS0475		'H' Packer 10.0mm pkt of 10	Pkt	
		<i>To align the aluminium profiles on the timber subconstruction. Rails can be packed by up to 10 mm.</i>		

XpressClad : Sheet fixing option 1 – structural adhesive

Remark: europan sheets will be glued unless fixed with featured fixings.

PBS Code	Dwg Ref.*	Description	Unit	Enter quantity required
PBS0495		Bostik simson primer M 250ml	Each	
		<i>Primer for aluminium profiles. Consumption approx 0.03 litres/m² cladding</i>		
PBS0505		Bostik simson primer MSP 500ml	Each	
		<i>Primer for porous substrates such as the back of the fibre cement sheet.</i>		
		<i>Consumption approx 0.1 litres per m²</i>		
PBS0496		Double sided tape 3mm x 8mm x 25m	Roll	
		<i>Tape next to the glue to hold the sheet initially, on every vertical and horizontal.</i>		
		<i>Consumption approx 0.12 roll / m² cladding</i>		
PBS0494		Bostik simson paneltak HM 290ml cartridge	Each	
PBS0531		Bostik Paneltack HM 600ml Sausage	Each	
		<i>Glue perimeter of sheet and intermediate supports ,both vertical and horizontal. Cartridge</i>		
		<i>Consumption approx 0.65 cartridge /m² cladding or 1.3 sausage/m² cladding</i>		

pbs
XpressClad : Sheet fixing option 2 – mechanical fixing (featured or flushed)

PBS Code	Dwg Ref.*	Description	Unit	Enter quantity required
PBS0566		SS 25mm Sq Dr S/Drill S/Tap screw, Jar of 500	Jar	
		<i>Screws to be used to fix sheets into XpressClad alu rails, when using featured fixings.</i>		
PBS0513		Cup Washer 10G, Pkt of 200, 500, 1000	Each	
		<i>For exposed head fixing of Eterpan (use with 25 mm screws).</i>		
PBS0584	3.8	SS 10gx19mm self tap&drill csk hd, Jar of 500	Jar	
		<i>Countersunk screws to fix Eterpan in XpressClad alu rails. To be flushed off with Nuplex and Eterstop</i>		
PBS0401	6.4	Nuplex Epoxy - 2ltr kit	Kit	
		<i>Flushing holes when countersinking screws in Eterpan</i>		
PBS0438		9mm Linbide drill & countersunk combination bit	Each	
		<i>Drill to countersink exposed head fixings in Eterpan sheets</i>		
PBS0498		Double ended sq bit - twin pack	Pkt	
PBS0403		Foam tape 18mm x 1.6mm x 61m	Each	
		<i>Apply to Alu rail on top and sides of sheet to provide weatherseal</i>		

pbs
XpressClad : Details

PBS Code	Dwg Ref.*	Description	Unit	Enter quantity required
PBS0501	4.6	Alu Z flashing (for multi lvls ventclad system) 2400 lng Aluminium flashing for floor joins with other claddings	Each	
PBS0533		Air Seal Flashing 2400 lng Air seal flashing is used to seal at framing line to masonry	Each	
PBS0520		Aluminium unequal angle 50 x 20 x 2400 lng	Each	
PBS0525		Aluminium unequal angle 50 x 20 x 3000 lng	Each	
PBS0420		Bostik Safeseal Sealant - 375ml cartridge	Each	
PBS0454	7.2	Bostik Safeseal Sealant - 600ml Sausage Grey	Each	
PBS0455	7.2	Bostik Safeseal Sealant - 600ml Sausage White To seal stop ends, soaker profiles ,mesh soakers , flashings...	Each	
PBS0511		Meter Box Flashing Kit	Kit	
PBS0711		Luko Impregnation Liquid 500ml To seal board edges for Natura, Natura PRO & Pictura	Each	