

## Order list for exterior stone cladding on timber battens **VentClad**


Remarks:

- This order sheet needs to be used in conjunction with the PBS VentClad Stone Slip System Installation Guide and QA check sheet.
- Return the order sheet to your merchant to be processed and delivered.
- Always check lead times and deliveries with your merchant.

FOR MERCHANT USE ONLY
<b>Name merchant:</b>
<b>Contact person:</b>
<b>Phone number:</b>
<b>Order number:</b>
<b>To be delivered to:</b>
<b>Delivery date:</b>

*Orders will only be processed when accompanied by a valid merchant order confirming value of the order*

**Fax to PBS at 09 477 09 61**

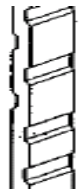




**eterpan base** : Fibre cement sheets to be adhered on site

PBS Code	Colour	Description	Unit	Enter quantity required
<b>PBS0240</b>		Eterpan Base 2400x1200, 9mm	Each	
<b>PBS0241</b>		Eterpan Base 2700x1200, 9 mm	Each	
<b>PBS0242</b>		Eterpan Base 3000x1200, 9mm	Each	

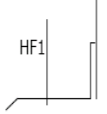
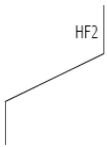


Note:

- This system is installed over building paper or rigid air barrier. Please refer to **PBS Rigid Air Barrier** for details, installation guidelines and the order list.


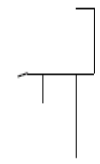
**VentClad : Timber batten System**

PBS Code	Dwg ref	Description	Unit	Enter quantity required
PBS0445		VentClad Timber Batten 50x20	Per metre	
PBS0528		VentClad Timber Batten 50x50	Per metre	
				
PBS0317		Galvanised clouts 40mm x 2.8mm x 5kg	Box	
		<b>To tag the 20 mm thick VentClad timber battens temporarily to the structure</b>		
PBS0479	3.5	SS 63mm Screw 10g sq s/tap	Each	
		<b>To fix eterpan and 20 mm thick VentClad timber battens into the structure</b>		
PBS0570	XHR	XP Horizontal Runner XHR 3600mm long	Each	
		<b>Optional solution for window sill. Has no fixing hole.</b>		
				
PBS0573	XZR	XP Z Closer XZR 3000 mm long	Each	
		<b>Optional solution for window sill</b>		
PBS0575	XSF	XP Soaker Flashing XSF	Each	
		<b>To be glued where horizontal profiles join to cover gap left for expansion.</b>		
				
PBS0576	XSE	Xp Stop End XSE	Each	
		<b>Stop end for the horizontal profile, when horizontal terminates.</b>		
				

**pbs**  
**VentClad : Timber batten System**

PBS Code	Dwg ref	Description	Unit
<b>PBS0586</b>		SS 10gx40mm T17 pan hd screw 500 per jar <i>To fix aluminium horizontal rails into timber battens</i>	Each
<b>PBS0584</b>	VC.6.2.21	SS 10gx19mm self tap&drill csk hd 500 of <i>To fix eterpan into aluminium horizontal rails at window sill detail</i>	Each
<b>PBS0440</b>	4.10	PVC VentClad Batten Flashing HF1 <i>HF 1 &amp; HF2 combine to make face fix head flashing</i> <i>HF1 &amp; HF3 combine to make recessed head flashing</i>	Per metre
			
<b>PBS0441</b>	4.1	PVC VentClad Flush Window Flash HF2	Per metre
			
<b>PBS0442</b>	4.1	PVC VentClad Recessed Window Flashing HF3	Per metre
			
<b>PBS0443</b>		Recessed Sill Flashing PVC	Per metre
			

**VentClad : Timber batten System**

<b>PBS0446</b>	4.8	VentClad Vermin Flashing	Per metre	
				
<b>PBS0447</b>	4.2	VentClad Jamb Flashing PVC	Per metre	
				
<b>PBS0514</b>		Duct tape 70mm x 30mtrs	Roll	
		<i>Separation between aluminium flashings and treated timber.</i>		
<b>PBS0460</b>	7.6	Aluminium angle 50 x 50 2400mm lng	Each	
<b>PBS0524</b>		Aluminium angle 50 x 50 3000mm lng	Each	
		<i>Flashings for interior and exterior corners</i>		
<b>PBS Code</b>	<b>Dwg ref</b>	<b>Description</b>	<b>Unit</b>	
<b>PBS0438</b>		9mm Linbide drill & countersunk combination bit	Each	
		<i>Drill to countersink exposed head fixings in Eterpan sheets</i>		
<b>PBS0498</b>		Double ended sq bit - twin pack	Pkt	
<b>PBS0420</b>		Soudall Fixall Sealant 220 - 290ml cartridge	Tube	
<b>PBS0454</b>	7.2	Soudall Fixall Sealant 220 - 600ml sausage (grey)	Each	
<b>PBS0455</b>	7.2	Soudall Fixall Sealant 220 - 600ml sausage (white)	Each	