

## Order list for clay wall tiles **Tonality**® on aluminium CLS rails

Remarks:

- This order sheet needs to be used in conjunction with the PBS Tonality Installation Guide and QA check sheet.
- Return the order sheet to your merchant to be processed and delivered.
- Always check lead times and deliveries with your merchant.

FOR MERCHANT USE ONLY
<b>Name merchant:</b>
<b>Contact person:</b>
<b>Phone number:</b>
<b>Order number:</b>
<b>To be delivered to:</b>
<b>Delivery date:</b>

*Orders will only be processed when accompanied by a valid merchant order confirming value of the order*

**Fax to PBS at 09 477 09 61**

**(a)  Tonality**® : Natural Clay Tiles

Colour	Description	Specify colour:	Enter m <sup>2</sup> required
Brick red	200 x 400, 22 mm thick		
Brick red	All sizes 26 mm thick		
Other colours	All sizes 26 mm thick		
Brick red, mangan (select one)	Baguette		
Brick red, mangan (select one)	Lamelle		
Brick red, mangan (select one)	Square 40x40		
Brick red, mangan (select one)	Square 50x50		
Brick red, mangan (select one)	Square 70x70		

Remarks:

- Products originate in Europe and will have lead times of 14 to 16 weeks.
- Tile heights will define the length of the hanging profiles. The following table links the length of the hanging profiles to the tile height.







<i>Height</i>	<i>Profile length (mm)</i>
<b>150+225+300</b>	<b>2694</b>
<b>250</b>	<b>2744</b>
<b>175+200+400</b>	<b>2794</b>
<b>500</b>	<b>2494</b>
<b>600</b>	<b>2394</b>

**Table 1:** relation between tile heights and profile lengths







- The system calls for **Eterpan BASE** as **Rigid Air Barrier** and Ferrari Textile before fitting the CLS aluminium hanging system

<b>PBS Code</b>	<b>Dwg Ref.*</b>	<b>Description</b>	<b>Unit</b>	<b>Enter quantity required</b>
<b>PBS0220</b>		Eterpan Base 2400x1200, 6mm	Each	
<b>PBS0221</b>		Eterpan Base 2700x1200, 6mm	Each	
<b>PBS0222</b>		Eterpan Base 3000x1200, 6mm	Each	
<b>PBS0317</b>		Galvanised clouts 40mm x 2.8mm x 5kg	Box	
<b>PBS0310</b>		40mm Stainless steel Clouts 5kg	Box	
<b>PBS0475</b>		'H' Packer 10.0mm pkt of 10	Pkt	
<b>PBS2000</b>		Ferrari Stamisol FI, 2.5 mtr wide, roll 40 m	Roll	
<b>PBS2001</b>		Bostik glue FA2, to glue Ferrari textile-bucket 20 litres	Bucket	






**: Aluminium CLS Rail System**

PBS Code	Dwg Ref.*	Description	Unit	Enter quantity required
<b>PBS1001</b>	TVR	Vertical rail 41x62x41, length as per table 1.	Each	
				
<b>PBS1002</b>	TCJC	Neoprene centre joint closer, colour black, roll 50 m	Roll	
				
<b>PBS1003</b>	TLEXR	External corner 70x41, left hand, length as per table 1.	Each	
				
<b>PBS1004</b>	TREXR	External corner 41x70, right hand, length as per table 1.	Each	
				
<b>PBS1005</b>	TSMC	Support profile for mitre corners, length as per table 1.	Each	
				
<b>PBS1006</b>	TCSR	External corner finish 25 x 25, length 3000 mm	Each	
<b>PBS1007</b>	TCSR	External corner finish 25 x 25, length 3000 mm, coated	Each	
		<i>In combination with the profiles TLEXR and TREXR in case of finishing external corners with alu profiles instead of mitre corners</i>		

**Tonality**  : Aluminium CLS Rail System

PBS Code	Dwg Ref.*	Description	Unit	Enter quantity required
PBS1008	TELR	End profile 43x30x41, left hand, length as per table 1.	Each	
				
PBS1009	TELR	End profile 43x30x41, right hand, length as per table 1.	Each	
				
PBS1010	TIR	Intermediate profile 41x60x41, length as per table 1.	Each	
				
PBS1011	TIL	Intermediate profile lug 56x5 mm, length as per table 1.	Each	
				
PBS1012	TPR	Protection against dismantling, 41x20, lgth as per table 1. <i>Length is half standard length</i>	Each	
				
PBS1013	TRSR	Reveal / lintel profile small 16x40x16, length as per table1. <i>To support tiles at returns at window jambs</i>	Each	
				

**: Aluminium CLS Rail System**

PBS Code	Dwg Ref.*	Description	Unit	Enter quantity required
<b>PBS1014</b>	TRLR	Reveal/lintel profile large 16x100x16, length as per table 1. <i>To support tiles at returns at window jambs</i>	Each	
				
<b>PBS1015</b>	TSC	Soffit clamp external corner 16x66x66x16 <i>To support small tiles hanging at soffit</i> <i>Only for grid heights 150 mm</i>	Each	
				
<b>PBS1016</b>	TGC	Gable clamps, bag of 10 pieces <i>To fix small tiles to adjacent tiles, gable clamps are glued</i> <i>Only for grid heights 150 mm</i>	Bag	
				
<b>PBS1017</b>	TWG	Neoprene gasket agst moving, 60 mm, bag 100 pcs <i>Use 1 per tile, put on the vertical profile in between hooks</i>	Bag	
				
<b>PBS1018</b>	TGR	Neoprene gasket in roll 50m, for wind barrier and corners	Roll	
				
<b>PBS0479</b>	3.5	SS 63mm Screw 10g sq s/tap <i>Screws to fix the profiles into timber structure</i>	Each	

- *The above profiles are not held in stock – lengths as noted.*
- *Lead times of up to 14 to 16 weeks must be considered*
- *Anodised and powder coating of rails can be done on request*